

\$\$\$9+

&\$\$9- \$\$*

2008

§ 1

1.1

1.2

1.3

1.4

2008

1.5

§ 2

2.1

	002097
	2
	410100
	2

	410100
	http://www.sunward.com.cn/
	db@sunward.com.cn

2.2

	2	2
	0731-3572669	0731-3572669
	0731-3572606	0731-3572606
	db@sunward.com.cn	db@sunward.com.cn

§ 3

3.1

	2008	2007		2006

/	0.1835	0.5267	-65.16%	0.8045
%	4.33%	22.20%	-17.87%	15.67%
%	4.58%	24.81%	-20.23%	39.93%
%	4.19%	21.04%	-16.85%	15.38%
%	4.44%	23.51%	-19.07%	39.17%
/	-0.90	-0.41	119.51%	0.25
	2008	2007		2006
/	4.37	2.50	74.80%	3.92

	214,797.83	
	12,230,287.99	
	-27,911,887.83	
	0.00	
	14,814,300.00	
	2,320,479.80	
	1,077.53	
	1,669,055.32	-

3.3

§ 4

4.1

		+ -	
--	--	-----	--

	114,720,560	43.27%	0	0	0	-346,828	-346,828	114,373,732	41.70%
1	0	0.00%	0	0	0	0	0	0	0.00%
2	2,672,740	1.01%	0	0	0	0	0	2,672,740	0.97%
3	37,122,380	14.00%	0	0	0	0	0	37,122,380	13.53%
	25,453,870	9.60%	0	0	0	0	0	25,453,870	9.28%

1,328,340	0	0	1,328,340	2
-----------	---	---	-----------	---

4.2 10 10

					47,551
10					
		26.51%	72,705,840	72,705,840	0
		15.99%	43,870,060	15,550,000	0
		4.00%	10,976,890	5,541,510	10,400,000
		3.22%	8,826,080	4,362,360	4,362,360
		1.74%	4,765,749	1,845,480	0
		1.05%	2,885,874	2,124,330	0
		1.02%	2,784,444	1,328,340	0
		0.85%	2,322,510	816,270	0
		0.84%	2,307,220	922,740	0
		0.78%	2,126,125	760,500	0
10					
			28,320,060		
			5,435,380		
			4,463,720		
			2,920,269		
	—		1,930,409		
			1,506,240		
	—	100	1,477,343		
			1,456,104		
	—	300	1,384,784		
			1,384,480		



4.3**4.3.1****4.3.2**

72,705,840

26.51%

			50	2007-04-10	2010-04-09	801,930	381,930	1	15.50	
			46	2007-04-10	2010-04-09	0	0		0	
			52	2007-04-10	2010-04-09	0.0			0	
			44	2007-04-10	2010-04-09	0				

--	--	--	--	--	--	--	--	--



2
 2008 125,457.01 8.92%
 5,196.54 64.72% 2008 211,743.84 2007
 49.49% 120,710.11 2007 81.76%
 2008

2008

2

1

2009

GDP 8%

2009	4
3	
&\$9	
	CRM
2009	
	2009
	10
ERP CRM	10
	PDCA 5W2H

					2010
	BAUMA	BAUMA			
			VI		
4					
2009					
5					
2009	ERP				ERP
		ERP		ERP	
				IT	
6					
2009		10		10	
		10			

10

10

4							
1							
1	2008	1	21				
2	2008	2	4				
3	2008	4	23				
2007			2007		2007		2008
			2007		2007		
					2008		
							2008
			2007				
4	2008	7	25				
					2008		
5	2008	8	18				
2008							
6	2008	9	25				
							N

2

2007 8 10

2007

2007 12 28

	23,285.19	-16.01%
--	-----------	---------

6.4

6.5

						79,826.81					16,903.64	
						9,600.00					47,150.13	
						12.03%						
				(1)		(2)	(3)	% (4) (2)/(1)				
		16,000.00	16,000.00	16,000.00	0.00	16,082.66	82.66	100.52%	2007 30	09	1,106.42	
		7,500.00	7,500.00	7,500.00	115.48	7,084.25	-415.75	94.46%				

	1 IPO				
	2	2008	9,600		
				5000	2,600
	1 IPO		6,879.72		
	[2007] 003			2007	1 13
			6,879.72		
	2		3,993.18		(2008)
	ZA1-001			2008	1 21
			3,993.18		

	5000	2,600.00	2,600.00	2,600.00	2,600.00	100.00%	2008 31	12	0.00	

2008

2007	3,977,250.00	147,362,997.72	2.70%
2006	41,075,000.00	81,548,551.23	50.37%
2005	0.00	37,377,091.82	0.00%

§ 7

7.1

7.2

7.3

7.4

7.4.1

--	--	--

	0.00	0.00%	3,092.13	2.86%
	0.00	0.00%	632.37	0.58%
	0.00	0.00%	3,724.50	3.44%

0.00

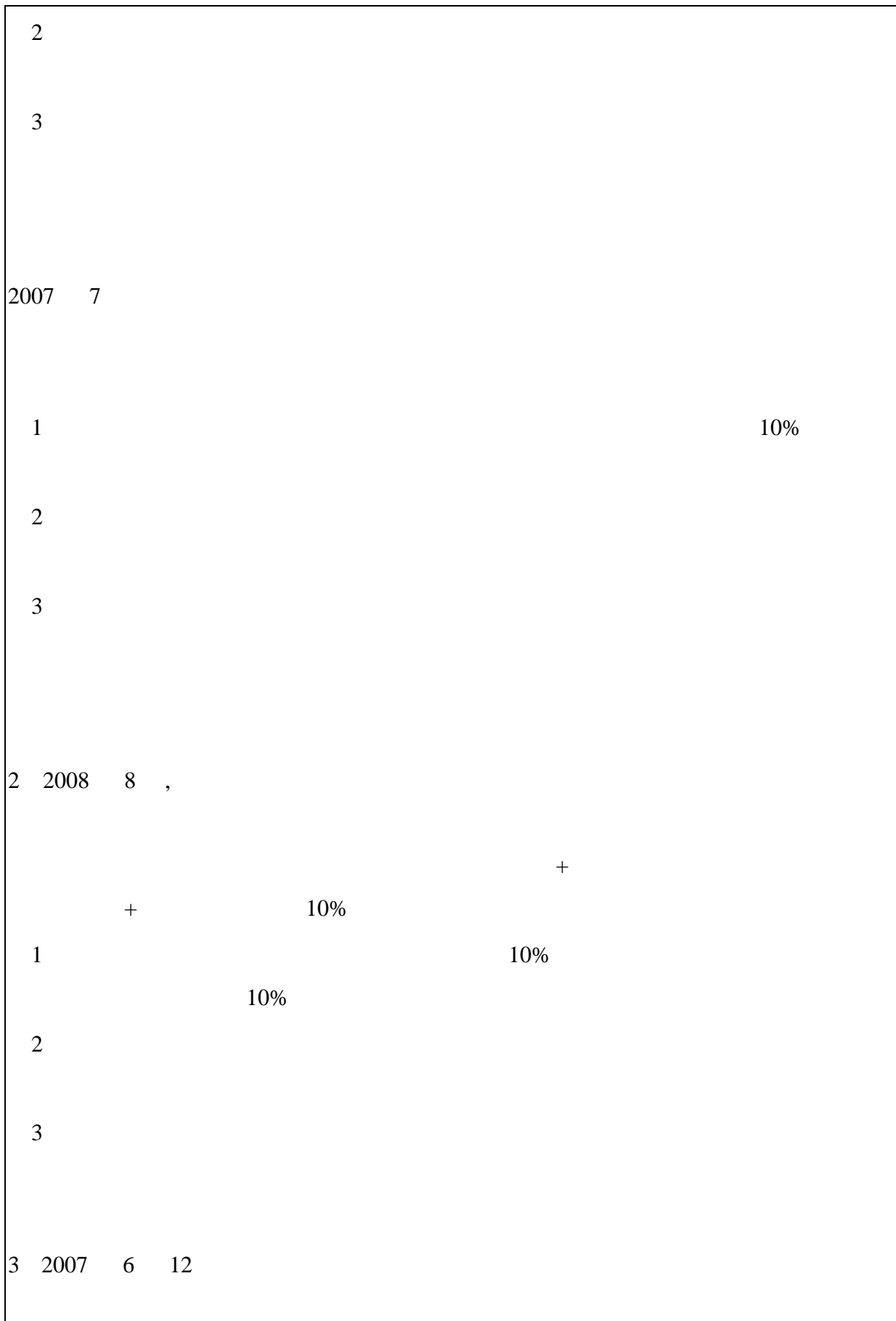
7.4.2

	3.41	11.19	0.00	0.00
	268.14	261.76	739.14	244.91
	271.55	272.95	739.14	244.91

0.00

0.00

7.4.3 2008**7.5****7.6 <****7.6.3 1 10 1.5 0 145 2 10 1 1.5 0 11**



Ticino	250
--------	-----

7.8

7.8.1

7.8.2

7.8.3

7.8.4

§ 8

2008					
				2008	
1				4	
1	2008	4	23		2007
		2007			2007
2008				2007	
				2008	
2	2008	8	18		2008

3 2008 9 25

4 2008 10 22

2008

2

1

2

3

3

1

2

2008

3

7,000 2,600 9,600

4

5

6


2			
3			
	2008	2008	12 31
		2009	4 21

9.2

9.2.1

	2008	12	31

	554,156,156.63	518,314,599.22	224,540,555.45	224,529,862.33
	0.00	0.00	0.00	0.00
	0.00	0.00	0.00	0.00
	0.00	0.00	0.00	0.00
	9,033,000.00	9,033,000.00	4,650,000.00	4,650,000.00
	226,606,906.77	225,335,312.75	219,129,275.92	218,742,195.69
	152,766,648.22	143,472,364.36	155,089,394.18	151,892,728.88
	0.00	0.00	0.00	0.00
	0.00	0.00	0.00	0.00
	0.00	0.00	0.00	0.00
	0.00	0.00	0.00	0.00
	0.00	0.00	0.00	0.00
	48,343,814.46	50,273,391.05	20,107,627.54	20,046,157.49
	0.00	0.00	0.00	0.00
	686,368,938.37	678,415,712.11	473,866,350.25	466,929,375.57
	0.00	0.00	0.00	0.00
	0.00	0.00	0.00	0.00
	1,677,275,464.45	1,624,844,379.49	1,097,383,203.34	1,086,790,319.96
	0.00	0.00	0.00	0.00
	0.00	0.00	0.00	0.00



	0.00	0.00	0.00	0.00
	0.00	0.00	5,000,000.00	5,000,000.00
	15,062,000.00	15,062,000.00	2,850,000.00	2,850,000.00
	785,560,777.02	782,464,314.58	748,755,197.79	741,984,046.54
	98,600,000.00	98,600,000.00	3,600,000.00	3,600,000.00
	0.00	0.00	0.00	0.00
	0.00	0.00	0.00	0.00
	0.00	0.00	0.00	0.00
	23,917,2563	22.24	622.28	126.90

		28,892,051.09	28,869,014.33	215,896.05	203,424.00	
		2,596,410.59	2,596,410.59	0.00	0.00	
		41,552,850.20	43,701,180.85	100,309,808.05	105,944,597.92	
		-10,432,559.63	-10,544,374.59	19,081,361.75	18,9705	5-22.68 re72.2

	0.00	0.00	0.00	0.00
	0.00	0.00	0.00	0.00
	40,482,259.80	40,117,110.60	25,301,158.27	25,301,158.27
	43,013,869.10	37,609,595.13	7,536,926.04	7,536,926.04
	1,235,577,343.36	1,218,898,584.50	1,044,310,929.66	1,044,142,933.86
	1,302,369,577.17	1,292,143,329.56	1,003,977,777.45	1,004,612,640.05
	0.00	0.00	0.00	0.00
	0.00	0.00	0.00	0.00

[

	100,043,641.47	89,745,101.47	153,479,557.32	153,479,557.32
	7,340,000.00	43,340,000.00	32,900,200.50	32,900,200.50
	0.00	0.00	0.00	0.00
	0.00	0.00	0.00	0.00
	0.00	0.00	200,000.00	200,000.00
	107,383,641.47	133,085,101.47	186,579,757.82	186,579,757.82
	-101,925,311.66	-132,764,587.14	-184,502,948.05	-184,517,948.05
	492,770,660.00	483,770,660.00	0.00	0.00
	9,000,000.00	0.00	0.00	0.00
	608,000,000.00	608,000,000.00	265,014,000.00	265,000,000.00
	0.00	0.00	0.00	0.00
	61,946.50	61,946.50	0.00	0.00
	1,100,832,606.50	1,091,832,606.50	265,014,000.00	265,000,000.00
	388,000,000.00	383,000,000.00	177,067,100.00	177,000,000.00
	23,042,077.00	23,042,077.00	11,807,450.64	11,804,243.64
	0.00	0.00	0.00	0.00
	1,354,855.75	1,177,015.50	2,539,684.15	2,539,684.15
	412,396,932.75	407,219,092.50	191,414,234.79	191,343,927.79
	688,435,673.75	684,613,514.00	73,599,765.21	73,656,072.21
	-8,855,388.19	-8,855,388.19	-859,720.51	-859,720.51

	224,540,555.45	224,529,862.33	445,420,853.49	445,338,821.29
	554,156,156.63	518,314,599.22	224,540,555.45	224,529,862.33

	0.00	0.00	0.00	0.00	0.00	0.00	0.00	0.00	0.00	132,575,000.00	-106,060,000.00	0.00	0.00	0.00	-26,515,000.00	0.00	0.00	0.00
1	0.00	0.00	0.00	0.00	0.00	0.00	0.00	0.00	0.00	106,060,000.00	-106,060,000.00	0.00	0.00	0.00	0.00	0.00	0.00	0.00
2	0.00	0.00	0.00	0.00	0.00	0.00	0.00	0.00	0.00	0.00	0.00	0.00	0.00	0.00	0.00	0.00	0.00	0.00
3	0.00	0.00	0.00	0.00	0.00	0.00	0.00	0.00	0.00	0.00	0.00	0.00	0.00	0.00	0.00	0.00	0.00	0.00
4	0.00	0.00	0.00	0.00	0.00	0.00	0.00	0.00	0.00	26,515,000.00	0.00	0.00	0.00	0.00	-26,515,000.00	0.00	0.00	0.00
	274,300,000.00	655,759,231.50	0.00	44,731,793.57	0.00	222,832,345.12	0.00	9,477,710.81	1,207,101,081.00	265,150,000.00	182,886,625.00	0.00	39,032,159.06	0.00	176,657,909.62	0.00	386,390.93	664,113,084.61

9.3

9.4

9.5



00